

## Dräger X-am® 8000 Multi-Gas Detector

Clearance measurement was never this easy and convenient:  
The 1 to 7 gas detector detects toxic and flammable gases as well as vapours and oxygen all at once – either in pump or diffusion mode.  
Innovative signalling design and handy assistant functions ensure complete safety throughout the process.

Switch easily between pump and diffusion mode

Impact detection informs you to severe mechanical stresses

Assistants for clearance measurement, leak detection, sensor selection and benzene-specific testing with the PID (pre-tube)

Optional **Bluetooth®** module to connect with the CSE Connect app for Android and iOS

Glowing green D-Light (optional) indicates: tested and ready for use

Five slots for DrägerSensors® to measure up to seven gases, two high-performance PID sensors

Easy-to-read colour display with zoom function

Inductive charging



D-241010-2020

Bluetooth® is a registered trademark of Bluetooth SIG, Inc.

## Benefits

---

### Multi-gas detector

- 1- to 7 gas detection device
  - for clearance measurement
  - detection of toxic and combustible gases as well as vapours and oxygen
- 

### Specially designed for use with a pump, optimised for clearance measurement

The Dräger X-am® 8000 is equipped with a very powerful pump. It can be connected with hoses of up to 45 metres in length. A pump adapter makes it easy to switch between diffusion and pump mode at any time. This means the pump is only operated when you actually need it. That saves energy, reduces wear and tear, and thereby extends the lifespan of the pump.

Handy and durable, the Dräger X-am® 8000 is intuitive to operate single-handedly using three function keys. The easy-to-read colour display clearly lays out all the information for you.

The multi-gas detector also features advanced software functions including change of measurement gas for PID, CatEx and IR sensor during operation. This is based on an on-board library and a comfortable assistant to hide unused sensor channels to adapt the instrument flexible to the measurement task.

Standard accessories include a sturdy shoulder strap, so you can comfortably carry the X-am 8000. Thanks to its compact and robust construction, the device can withstand even the harshest conditions.

---

### Clearance measurement, release and documentation in no time

The X-am 8000 effectively supports various applications with specially developed assistant functions that guide you through each process step by step. During clearance measurement, for example, the smart assistant calculates the necessary flooding time for the device and probe (FKM hose) based on parameters such as measuring gases, temperature limits, and the indicated hose length. Additionally, customer defined flooding times are also possible.

When monitoring for possibly high methane concentrations, an optional automatic measurement range switch makes it easier to take a reading: if the Cat-Ex sensor measures values above 100% LEL, the display switches to the range of 0 to 100 vol%. A similar function to measure in % LEL and vol% simultaneously is also available for the IR EX ES sensor.

An additional useful tool is CSE Connect. It combines an app, specially designed for the X-am 8000, with a cloud-computing solution. Measuring jobs can be quickly and easily transferred to the app using an online application. An optional Bluetooth® module in the Dräger X-am 8000 enables measured values to be transferred automatically to the CSE Connect app. You can also easily and conveniently use the app to create measurement reports. This saves time and helps you manage your measuring tasks during clearance measurements more efficiently.

## Benefits

---

### Clear signalling design

The signal system of the Dräger X-am 8000 is based on a clear colour code, in accordance with the requirements of the EN 60079-29-1, EN 45544-1 and EN 50104:

- Red light = gas alarm
- Yellow light = device-related alarm, e.g. low battery
- Green light = device is ready for use

The green glow of the D-Light allows you to see from a distance whether the device has been properly tested and is ready for use.

In case of an alarm, the X-am 8000 alerts you with colourful alarm LEDs, a loud horn (100 dB(A) at a distance of 30 cm), and clearly palpable vibration. Optionally, four preset hazard symbols are available for the display which explicitly indicate the presence of explosive or toxic gas hazards, for example. This allows the user to easily recognise the type of hazard based purely on the symbol displayed.

The X-am 8000 is equipped with an impact detection system. The event report indicates whenever severe mechanical impacts have occurred that might result in functional impairments of the device or the sensors. These are also documented in the data logger. With this information, a device attendant can specifically check the device. As an option the instrument can be locked after a detected impact as well.

---

### Economical Fleet Management

Bumptest and calibration are carried out simply and quickly using the Dräger X-dock® calibrating station. Its low test gas consumption keeps operating costs to a minimum.

Its reporting function and numerous other useful features make the X-dock Manager PC software a smart addition to any fleet management operation. To identify the devices in the fleet, you can either use tried and tested barcodes or an integrated RFID transponder.

---

### Specialist for high and low hydrocarbon concentrations

To measure hard-to-detect hydrocarbons, you can fit the Dräger X-am 8000 with one of two high-performance PID sensors. The PID HC covers a measurement range of 0 to 2,000 ppm (Isobutene). The PID LC ppb is particularly suited for a measurement range of 0 to 10 ppm (Isobutene) with a high resolution in the range below 1 ppm.

For benzene-specific measurements, the X-am 8000 can be used with a pre-tube. The advantage: you only need one measuring device for this application, which significantly reduces the costs of purchasing, maintaining and transporting devices in use. The use of the pre-tubes is supported by a built-in assistant.

## Benefits

---

### Inductive charging protects against wear and tear

The X-am 8000 features inductive charging. This makes it easier to operate and increases the lifespan of the device. Issues like corrosion and contact problems in the charging cradle are a thing of the past. You can charge (outside of explosion-hazard zones) and measure at once, e.g, when in use inside vehicles or on machinery.

The charging cradle can connect with one another, taking up minimal space, and are compatible with existing Dräger X-am® series cradles.

## Details



Shoulder strap



Pump adapter



Pre-tube holder

## Comparison of Dräger X-am® 3500 and Dräger X-am® 8000

Features	Dräger X-am® 3500	Dräger X-am® 8000
Number of measuring gases	1 to 4	1 to 7
Internal pump, activation with pump adapter	Yes	Yes, optional
Inductive charging	Yes	Yes
Customer-specific settings when ordering	No	Yes
Shoulder strap included as standard	No	Yes
Catalytic bead sensor DrägerSensor® CatEx 125 PR	Yes	Yes, configurable
Electrochemical (EC) DrägerSensors®: XXS O <sub>2</sub> , XXS CO LC, XXS H <sub>2</sub> S LC, XXS NO <sub>2</sub> , XXS SO <sub>2</sub>	Yes	Yes, configurable
Electrochemical (EC) DrägerSensors®: other sensors/special gases	No	Yes, configurable
Infrared (IR ES) DrägerSensors® Dual IR Ex/CO <sub>2</sub> (HC), IR-Ex, IR-CO <sub>2</sub>	No	Yes, configurable
IR Ex Sensor: 2 gases/measurement ranges configurable	No	Yes, configurable
Photoionisation detector (PID) DrägerSensors®: PID HC, PID LC ppb	No	Yes, configurable
Automatic measurement range switching for the catalytic bead sensor, catalytic bead sensor, measuring gas: methane	No	Yes, configurable
Assistant: Confined Space, Leak Search, Sensor Selection, Benzene/Pre-Tube	No	Yes, only when a pump is installed
Toxic Twins: CO and HCN signal processing	No	Yes
Bluetooth® <sup>1</sup>	No	Option

<sup>1</sup>Bluetooth® is a registered trademark of Bluetooth SIG, Inc.

Dräger offers two different multi-gas detection devices with internal pump: Dräger X-am® 8000 and Dräger X-am® 3500. The different features of both devices are summarised in the table above.

## Accessories




D-6545-2017

### Pedestal

To stand the device upright for area monitoring. The pedestal can be used with or without a shoulder strap.

## Services



D-2331-2016

### Product Service


Our product service provides support with different service packages – in our workshops or directly on your premises. Care, maintenance and servicing are crucial for safety and reliability – but careful maintenance and care are a must, even when it comes to commercial considerations. Preventive checks, ongoing care and use of original replacement parts improve the longevity of your investment.



D-2335-2016

### Training


The Dräger Academy has shared its solid, practical knowledge for over 40 years. We hold more than 2,400 training courses each year, on a range of over 600 topics, with more than 110 authorised trainers. We equip your staff with practical knowledge and ensure that what they learn can be applied effectively, both day-to-day and, more importantly, whenever critical situations occur. We will be pleased to develop a customised training programme for you.



D-2330-2016

### Rental Service

From bridging a temporary shortage of equipment to procuring special equipment for applications involving specific requirements: If you only need to cover a temporary higher demand, then DrägerRental Service with over 65,000 pieces of rental equipment is an economical alternative to purchasing. Fast, straightforward and with a wide range of additional services available upon request.



D-2332-2016

### On-site Safety Service

Whether through a rental shop, personnel services or comprehensive safety management, our On-Site Safety Services provide support in all projects where there are particular safety risks – not to mention normal day-to-day business.

## Technical Data

Dimensions (H x W x D)	179 x 77 x 42 mm	
Weight	Approx. 495 g, depending on sensor configuration, without strap, without pump Approx. 550 g, depending on sensor configuration, without strap, with pump	
Housing	Durable two-component housing	
Display	High-contrast colour display	
Temperature	-20 °C to 50 °C	
Pressure	700 to 1,300 hPa (measuring function) 800 to 1,100 hPa (use in explosion-hazard areas)	
Relative humidity	10 to 90 % (short-term up to 95 %) r.h.	
Alarms	Visual:	3 LED 'red' (gas alarms), 3 LED 'yellow' (device alarms)
	Acoustic	Multi-tone, typically 100 dB(A) at 30 cm
	Vibration	
Ingress protection class	IP 68	
Energy supply	Lithium-ion battery, rechargeable, inductive charging	
Operating times (Diffusion)	With CatEx and 3 EC sensors	Typically 24 hours
	With IR and 3 EC sensors	Typically 22 hours
	With 3 EC sensors	Typically 120 hours
	With CatEx, PID and 3 EC sensors	Typically 17 hours
	With IR, PID and 3 EC sensors	Typically 16 hours
	With CatEx-, IR- and 3 EC sensors	Typically 14 hours
	PID only	Typically 42 hours
Charging times	Typically 4 hours after use during a shift of max. 10 hours	
Start-up times	Typically <60 seconds for standard sensors	
Data storage	24 MB, e.g. at 10 minutes per hour of gas exposure with measuring values changing by the second on all 7 channels: approx. 400 hours	
Pump operation	Max. hose length 45 m	
Approvals	Marking Explosion Protection:	
	ATEX / IECEx	I M1, II 1G Ex da ia I Ma, Ex da ia IIC T4 Ga
	EAC	PO Ex da ia I Ma X 0Ex da ia IIC T4 Ga X
	cCSAus	Class I, Zone 0, AEx da ia IIC T4 Ga Class II, Div 1, Gr. E, F, G C22.2 No. 152, ANSI-HSA 12.13.01:2000
	ANZEx	Ex da ia I Ma, Ex da ia IIC T4 Ga
	Measurement Performance:	Explosion protection according ATEX: EN 60079-29-1 (CatEx 125 PR, CatEx 125 PR Gas, (Dual) IR Ex, XXS H2 HC) Oxygen deficiency/excess oxygen: EN 50104 (XXS O <sub>2</sub> ) Toxic gases: EN 45544-1, EN 45544-2, EN 45544-3 (XXS H <sub>2</sub> S LC, XXS CO LC, (Dual) IR CO <sub>2</sub> ) Software: EN 50271
	Directives	2014/34/EU (ATEX) 2014/30/EU (EMV) 2011/65/EU (RoHS) 2014/90/EU (MED)
	Marine Approval	DNV GL

## Technical Data

Manufacturer's warranty	3 years for the device
	1 year for the power supply
	Sensors: see DrägerSensor® & Portable Instruments Handbook

## Ordering Information

Dräger X-am® 8000	Order no.		
Dräger X-am® 8000	83 25 800		
consists of: Device with power supply (Lithium-ion battery), data logger, shoulder strap, manufacturer's certificate, certificate of calibration, and charger (optional). A fully functioning device requires up to 5 sensors and an optional integrated pump.			
Instruction for use included as standard in the following languages: DE, EN, FR, ES, PT, IT, NL, RU, ZH, JA			
Instruction for use on request (please indicate when ordering), also available in the following languages: DA, FI, NO, SV, PL, HR, SL, SK, CS, BG, RO, HU, EL, TR, KO	90 33 656		
Instructions for use on request also available in the following languages: LT, LV, ET	93 00 108		
	available as download on the website: <a href="http://www.draeger.com/ifu">www.draeger.com/ifu</a>		
Technical handbook available in the following languages: DE, EN, FR, ES, RU	90 33 665		
	available as download on the website: <a href="http://www.draeger.com/ifu">www.draeger.com/ifu</a>		
Selectable device options when ordering	Integrated pump with pump adapter		
	Bluetooth® module		
	RFID transponder		
	(The charging cradle/power plug can be deselected during the ordering process.)		
Slot 1:	Slot 2:		
PID or IR sensor	IR or CatEx sensor		
	Slots 3–5:		
	Electrochemical sensors (XXS format)		
Sensors	Measuring range	Resolution	Order no.
Cat-Ex 125 PR <sup>1, 2</sup>	0–100 % LEL 0–100 vol % CH <sub>4</sub>	1 % LEL	68 12 950
Cat-Ex 125 PR Gas <sup>1</sup>	0–100 % LEL 0–100 vol % CH <sub>4</sub>	1 % LEL	68 13 080
Dual IR Ex/CO <sub>2</sub> ES <sup>1</sup>	0–100 % LEL 0–100 vol % Methane, Propane, Ethene, n-Butane 0–5 vol % CO <sub>2</sub>	1 % LEL 0.1 vol % CH <sub>4</sub> 0.01 vol % CO <sub>2</sub> or 50 ppm CO <sub>2</sub>	68 51 880
Dual IR Ex/CO <sub>2</sub> HC <sup>1</sup>	0–100 % LEL 0–100 vol % Methane, Propane, Ethene, n-Butane 0–100 vol % CO <sub>2</sub>	1 % LEL 0.1 vol % CH <sub>4</sub> 0.1 vol %	68 00 276
IR Ex ES <sup>1</sup>	0–100 % LEL 0–100 vol % Methane, Propane, Ethene, n-Butane	1 % LEL 0.1 vol % CH <sub>4</sub>	68 51 881
IR CO <sub>2</sub> ES	0–5 vol % CO <sub>2</sub>	0.01 vol % CO <sub>2</sub> or 50 ppm CO <sub>2</sub>	68 51 882
PID LC ppb (10.6 eV) <sup>3</sup>	0.05–10 ppm Isobutene 0–5 ppm Benzene	depending on gas value, starting with 10 ppb	68 13 500



## Ordering Information

PID HC (10.6 eV) <sup>3</sup>	0–2,000 ppm Isobutene 0–1,000 ppm Benzene	depending on gas value, starting with 0.1 ppm	68 13 475
XXS O <sub>2</sub> <sup>2</sup>	0–25 vol %	0.1 vol %	68 10 881
XXS O <sub>2</sub> 100	0–100 vol %	0.5 vol %	68 12 385
XXS O <sub>2</sub> /H <sub>2</sub> S LC	0–25 vol % O <sub>2</sub> 100 ppm H <sub>2</sub> S	0.1 vol % 0.1 ppm	68 14 137
XXS CO LC <sup>2</sup>	0–2,000 ppm	1 ppm	68 13 210
XXS CO HC	0–10,000 ppm	5 ppm	68 12 010
XXS CO / H <sub>2</sub> compensated	0–2,000 ppm CO	2 ppm	68 11 950
XXS H <sub>2</sub> S LC <sup>2</sup>	0–100 ppm	0.1 ppm	68 11 525
XXS H <sub>2</sub> S HC	0–1,000 ppm	2 ppm	68 12 015
XXS CO LC / H <sub>2</sub> S LC	0–2,000 ppm CO/ 0–100 ppm H <sub>2</sub> S	1 ppm CO 0.1 ppm H <sub>2</sub> S	68 13 280
XXS CO LC / O <sub>2</sub>	0–2,000 ppm CO/ 0–25 vol %	1 ppm CO 1 vol % O <sub>2</sub>	68 13 275
XXS CO LC / HCN	0–2,000 ppm CO 0-50 ppm HCN	1 ppm CO 0.1 ppm HCN	68 00 040 Please contact Dräger for availability
XXS NO	0–200 ppm	0.1 ppm	68 11 545
XXS NO <sub>2</sub>	0–50 ppm	0.1 ppm	68 10 884
XXS NO <sub>2</sub> LC	0–50 ppm	0.02 ppm	68 12 600
XXS SO <sub>2</sub>	0–100 ppm	0.1 ppm	68 10 885
XXS PH <sub>3</sub>	0–20 ppm	0.01 ppm	68 10 886
XXS PH <sub>3</sub> HC	0–2,000 ppm	1 ppm	68 12 020
XXS HCN	0–50 ppm	0.1 ppm	68 10 887
XXS HCN PC	0–50 ppm	0.5 ppm	68 13 165
XXS NH <sub>3</sub>	0–300 ppm	1 ppm	68 10 888
XXS CO <sub>2</sub>	0–5 vol %	0.1 vol %	68 10 889
XXS Cl <sub>2</sub>	0–20 ppm	0.05 ppm	68 10 890
XXS H <sub>2</sub>	0–2,000 ppm	5 ppm	68 12 370
XXS H <sub>2</sub> HC	0–4 vol %	0.01 vol %	68 12 025
XXS OV	0–200 ppm	0.5 ppm	68 11 530
XXS OV-A	0–200 ppm	1 ppm	68 11 535
XXS Amine	0–100 ppm	1 ppm	68 12 545
XXS Odorant	0–40 ppm	0.5 ppm	68 12 535
XXS COCl <sub>2</sub>	0–10 ppm	0.01 ppm	68 12 005
XXS Ozone	0–10 ppm	0.01 ppm	co68 11 540
<b>Sensors with five-year warranty</b>			
XXS E CO	0–2,000 ppm	2 ppm	68 12 212
XXS E H <sub>2</sub> S	0–200 ppm	1 ppm	68 12 213
XXS E O <sub>2</sub>	0–25 vol%	0.1 vol%	68 12 211

ES = Energy saving

HC = High concentration

<sup>1</sup> Special calibrations possible for the Ex sensors (Standard: methane).

<sup>2</sup> A three-year manufacturer's warranty applies to these sensors. Legal rights accruing from defects remain unaffected.

<sup>3</sup> To upgrade an existing instrument with PID, please order also: Spare part set sensor absorber 68 13 767

## Ordering Information

### Power supply unit

Energy supply (incl. back housing)	included as standard	83 26 817
------------------------------------	----------------------	-----------

### Charging accessories

Inductive charger for charging 1 device	included as standard, deselectable	83 25 825
Adapter for power plug		83 25 736
Power plug for charging 1 device	included as standard, deselectable	83 16 997
Power plug 100-240 VAC; 1.33 A, for charging up to 5 devices	requires adapter (83 25 736)	83 21 849
Power plug 100-240 VAC; 6.25 A, for charging up to 20 devices	requires adapter (83 25 736)	83 21 850
Vehicle connector cable 12/24 V for charging 1 device		45 30 057
Vehicle connector cable 12/24 V DC for charging up to 5 devices	requires adapter (83 25 736)	83 21 855
Vehicle mount	requires adapter for power plug (83 25 736) and vehicle connector cable 12/24 V DC (83 21 855)	83 27 636
Kit vehicle charger	with power supply (83 21 855), adapter (83 25 736) and mounting kit (83 27 636) – w/o inductive power unit	83 28 283

### Pump accessories

Dust and water filter for pump inlet	included in device when pump option is selected	83 19 364
Pump adapter	included in device when pump option is selected	83 26 820

### Accessories for Photoionisation Detector (PID)

Pre-tube holder		68 13 769
Pre-tube benzene (package, 10 tubes)		81 03 511
Pre-tube humidity (package, 10 tubes)		81 03 531
Pre-tube activated carbon (package, 10 tubes)		CH 24 101
Tube opener TO 7000		64 01 200
Leather case set for photoionisation detector, incl. Leather case for the device		83 27 639
PID lamp cleaning set		83 19 111

### Probes and hoses

Telescopic probe 100	connection for filter is included in order no. 83 19 364 (dust/water filter).	83 16 530
Telescopic probe 150, stainless steel	connection for filter is included in order no. 83 19 364 (dust/water filter).	83 16 533
5 m FKM hose, 3.2 mm, with adapters		83 25 705
10 m FKM hose, 3.2 mm, with adapters		83 25 706
20 m FKM hose, 3.2 mm, with adapters		83 25 707
45 m FKM hose, 3.2 mm, with adapters		83 28 212
Float probe EPP, incl. 3 m hose, 3.2 mm		83 25 831
Float probe EPP, incl. 10 m hose, 3.2 mm		83 25 832

## Ordering Information

Float probe (transparent), with adapter		83 27 654
Additional probes, hoses and accessories are available. Please contact us.		
<b>Calibration accessories</b>		
Dräger X-am® 8000 calibration adapter		83 26 821
Dräger X-dock® Module Dräger X-am® 8000		83 21 893
Dräger X-dock® Module Dräger X-am® 8000+ charging		83 21 894
Dräger X-dock® 5300 (Dräger X-am® 8000) with Master		83 21 882
Nonane tester		83 25 861
Test gases		Please contact Dräger.
<b>Accessories for measured value acquisition and configuration</b>		
Dräger CC Vision		Freeware ( <a href="http://www.draeger.com/software">www.draeger.com/software</a> )
Dräger GasVision Licence Key		83 25 646
USB Dira Dongle / IR interface		83 17 409
Holder for USB Dira Dongle		83 25 859
<b>Other accessories</b>		
Protective rubber boot, removable		83 25 858
Leather case for the device		83 27 664
Transport case (empty)		83 27 661
Protective Display cover (set of 3)		83 26 828
Shoulder strap (complete)	(included as standard)	83 26 823
Retractable lanyard		83 23 032
Holder for labels (on strap)	(included as standard)	83 26 824
Adhesive label for individual inscriptions, for holder on strap, silver (set of 5)		83 27 645
Adhesive label, blue (set of 5)		83 27 646
Adhesive label, red (set of 5)		83 27 647
Adhesive label, green (set of 5)		83 27 648
Adhesive label, yellow (set of 5)		83 27 649
Pedestal for holding device upright, e.g. for area monitoring		83 25 874
Transponder reader for reading the integrated RFID transponder (optional)		65 59 283

## Notes

Not all products, features, or services are for sale in all countries.  
Mentioned Trademarks are only registered in certain countries and not necessarily in the country in which this material is released. Go to [www.draeger.com/trademarks](http://www.draeger.com/trademarks) to find the current status.

### **CORPORATE HEADQUARTERS**

Drägerwerk AG & Co. KGaA  
Moislinger Allee 53–55  
23558 Lübeck, Germany  
[www.draeger.com](http://www.draeger.com)

### **REGION EUROPE**

Dräger Safety AG & Co. KGaA  
Revalstraße 1  
23560 Lübeck, Germany  
Tel +49 451 882 0  
Fax +49 451 882 2080  
[info@draeger.com](mailto:info@draeger.com)

### **REGION MIDDLE EAST, AFRICA**

Dräger Safety AG & Co. KGaA  
Branch Office  
P.O. Box 505108  
Dubai, United Arab Emirates  
Tel +971 4 4294 600  
Fax +971 4 4294 699  
[contactuae@draeger.com](mailto:contactuae@draeger.com)

### **REGION ASIA PACIFIC**

Draeger Singapore Pte. Ltd.  
61 Science Park Road  
The Galen #04-01  
Singapore 117525  
Tel: +65 6872 9288  
Fax: +65 6259 0398  
[asia.pacific@draeger.com](mailto:asia.pacific@draeger.com)

### **REGION CENTRAL AND SOUTH AMERICA**

Dräger Indústria e Comércio Ltda.  
Al. Pucurui - 51 - Tamboré  
06406-100 - Barueri - SP  
Tel. +55 (11) 4689-4900  
[relacionamento@draeger.com](mailto:relacionamento@draeger.com)

Locate your Regional Sales  
Representative at:  
[www.draeger.com/contact](http://www.draeger.com/contact)

