

**DrägerSensor® XXS CO H<sub>2</sub>-CP**

Order no. 68 11 950

Used in	Plug & Play	Replaceable	Guaranty	Expected sensor life
Dräger Pac 8500	no	yes	1 year	> 3 years
Dräger X-am 5000	no	yes	1 year	> 3 years
Dräger X-am 5600	no	yes	1 year	> 3 years
Dräger X-am 8000	no	yes	1 year	> 3 years

**Selective filter**

Internal selective filter.

Cross sensitivities to alcohol and acid gases (H<sub>2</sub>S, SO<sub>2</sub>) are eliminated.

The filter's service life can be calculated as follows: 25,000 ppm x hours of contaminant gas. Example:

Given constant concentration of 10 ppm H<sub>2</sub>S will be: Service life = 25,000 ppm x hours / 10 ppm = 2,500 hours.

**MARKET SEGMENTS**

Steel industry, refineries, sewage treatment plants

**TECHNICAL SPECIFICATIONS**

<b>Detection limit:</b>	6 ppm
<b>Resolution:</b>	2 ppm
<b>Measurement range:</b>	0 to 2,000 ppm CO (carbon monoxide)
<b>Response time:</b>	≤ 25 seconds (T <sub>90</sub> )
<b>Measurement accuracy</b>	
Sensitivity:	≤ ± 2% of measured value
<b>Long-term drift, at 20°C (68°F)</b>	
Zero point:	≤ ± 2 ppm/year
Sensitivity:	≤ ± 1% of measured value/month
<b>Warm-up time:</b>	≤ 12 hours
<b>Ambient conditions</b>	
Temperature:	(-20 to 50) °C (-4 to 122) °F
Humidity:	(10 to 90)% RH
Pressure:	(700 to 1,300) hPa
<b>Influence of temperature</b>	
Zero point:	≤ ± 5 ppm
Sensitivity:	≤ ± 0.3% of measured value/K
<b>Influence of humidity</b>	
Zero point:	No effect
Sensitivity:	≤ ± 0.02% of measured value/% RH
<b>Test gas:</b>	approx. 20 to 1,800 ppm CO and 1,000 ppm H <sub>2</sub>



*Northside Sales, Co.*

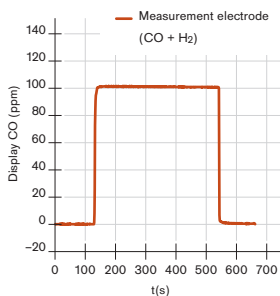
Safety & Industrial Products

800-467-9005

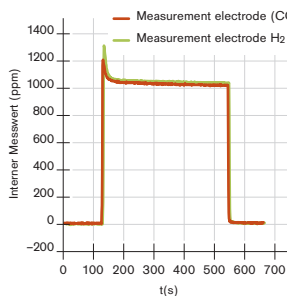
## SPECIAL CHARACTERISTICS

Carbon monoxide and hydrogen can occur simultaneously in many areas of work such as in the steel industry, refineries, and sewage treatment plants. Hydrogen affects the CO signal in conventional sensors, which leads to many false alarms. The DrägerSensor® XXS CO H<sub>2</sub>-CP uses two measuring electrodes – one of which measures CO and H<sub>2</sub>, the other only H<sub>2</sub>. The CO level is calculated and displayed on the basis of the difference between the two signals. A hydrogen concentration of 1,000 ppm (2.5% LEL) causes a maximum displayed concentration of only 15 ppm CO, which does not activate the CO alarm.

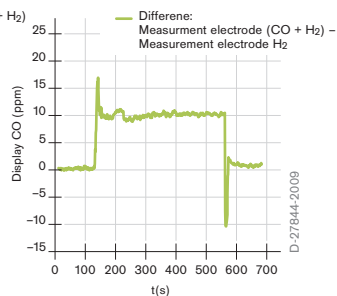
Sensor reaction 100 ppm CO



Internal H<sub>2</sub> signal  
Sensor reaction 1022 ppm H<sub>2</sub>



Calculated signal  
Sensor reaction 1022 ppm H<sub>2</sub>



The values shown in the following table are standard and apply to new sensors. The values may fluctuate by  $\pm 30\%$ . The sensor may also be sensitive to additional gases (for more information, please contact Dräger). Gas mixtures may be displayed as the sum of all components. Gases with a negative cross sensitivity may displace an existing concentration of CO. To be sure, please check if gas mixtures are present.

## RELEVANT CROSS-SENSITIVITIES

Gas/vapor	Chem. symbol	Concentration	Display in ppm CO
Acetylene	C <sub>2</sub> H <sub>2</sub>	100 ppm	≤ 200
Ammonia	NH <sub>3</sub>	100 ppm	No effect
Carbon dioxide	CO <sub>2</sub>	30 Vol.-%	No effect
Chlorine	Cl <sub>2</sub>	20 ppm	No effect
Ethanol	C <sub>2</sub> H <sub>5</sub> OH	250 ppm	No effect
Hydrogen	H <sub>2</sub>	0.1 Vol.-%	≤ 15 (-)
Hydrogen chloride	HCl	40 ppm	No effect
Hydrogen cyanide	HCN	50 ppm	No effect
Hydrogen sulfide	H <sub>2</sub> S	30 ppm	No effect
Isobutylene	(CH <sub>3</sub> ) <sub>2</sub> CCH <sub>2</sub>	100 ppm	No effect
Methane	CH <sub>4</sub>	5 Vol.-%	No effect
Nitrogen dioxide	NO <sub>2</sub>	20 ppm	No effect
Nitrogen monoxide	NO	30 ppm	≤ 5
Propane	C <sub>3</sub> H <sub>8</sub>	1 Vol.-%	No effect
Sulfur dioxide	SO <sub>2</sub>	25 ppm	No effect

<sup>1)</sup> after compensation