

CORPORATE HEADQUARTERS

Drägerwerk AG & Co. KGaA
Moislinger Allee 53–55
23558 Lübeck, Germany

www.draeger.com

AUSTRALIA

MELBOURNE (HEAD OFFICE)

Draeger Safety Pacific Pty. Ltd.
8 Acacia Place
Notting Hill VIC 3168
Tel (Local Toll-free) 1800 372 437
Tel +61 3 9265 5000
Fax (Local Toll-free) 1800 647 484
Fax +61 3 9265 5095
customer.service@draeger.com

CANADA

Draeger Safety Canada Ltd.
2425 Skymark Avenue, Unit 1
Mississauga, Ontario, L4W 4Y6
Tel +1 905 212 6600
Toll-free +1 877 Dräger 1
(+1 877 372 4371)
Fax +1 877 651 0902
Toll-free Fax +1 800 329 8823

ESPAÑA

Dräger Safety Hispania, S.A.
Calle Xaudaró 5
28034 Madrid
Tel +34 91 728 34 00
Fax +34 91 729 48 99
atencionalcliente.safety@draeger.com

UNITED KINGDOM

Draeger Safety UK Ltd.
Blyth Riverside Business Park
Blyth, Northumberland NE24 4RG
Tel +44 1670 352-891
Fax +44 1670 356-266

REGION ASIA PACIFIC

Draeger Safety Asia Pte Ltd.
67 Ayer Rajah Crescent #06-03
Singapore 139950
Tel +65 68 72 92 88
Fax +65 65 12 19 08

Manufacturer:

Dräger Safety AG & Co. KGaA
Revalstraße 1
23560 Lübeck, Germany

NEDERLAND

Dräger Nederland B.V.
Veiligheidstechniek
Edisonstraat 53 / 2723 RS Zoetermeer
Postbus 310 / 2700 AH Zoetermeer
Tel +31 (0)79 344 47 77
Fax +31 (0)79 344 47 78
verkoopvt@draeger.com

MEXICO

Draeger Safety S.A. de C.V.
German Centre
Av. Santa Fe, 170 5-4-14
Col. Lomas de Santa Fe
01210 México D.F.
Tel +52 442 246-1113
Fax +52 442 246-1114

REGION MIDDLE EAST, AFRICA

Dräger Safety AG & Co. KGaA
Branch Office
P.O. Box 505108
Dubai, United Arab Emirates
Tel +971 4 4294 600
Fax +971 4 4294 699

P. R. CHINA

Draeger Safety Equipment
(China) Co., Ltd.
A22 Yu An Rd, B Area
Tianzhu Airport Industrial Zone,
Shunyi District, Beijing 101300
Tel +86 10 80 49 80 00
Fax +86 10 80 49 80 05

FRANCE

Dräger Safety France SAS
3c, route de la Fédération
BP 80141
67025 Strasbourg
Tél +33 (0)3 88 40 76 76
Fax +33 (0)3 88 40 76 67
safety.france@draeger.com



Northside Sales, Co.
Safety & Industrial Products
800-467-9005



D-2201/45-2010



Guide for selection and use of filtering devices

Application recommendations for masks and filters

The following table shows various application fields and the suitable mask-filter-combination recommended.



Here you can find a detailed list of examples of applications.

HM = half mask, VM = full face mask

Business field	Task	Application	Containment	Mask type*	Filter*	
	General	Handling	of chemical substances	particles and potentially identified substances	HM o. FM	ABEK Hg P3 ¹⁾
	Sampling			particles or/and potentially identified substances	HM	P3/ABEK Hg P3 ¹⁾
	Inspection			particles and potentially identified substances	HM	ABEK P3 or escape device
	Measurement			particles or/and potentially identified substances	HM	P3 / ABEK P3 ¹⁾
	Mixing	of epoxy resins and polyester resins		organic vapors	HM	A1
	Spraying/lubricating	of coolant mist		oil particles	HM / FFP2	P2
	Treatment	with preservatives		different	HM	ABEK P2
	Transport	of dangerous goods		various	FM	ABEK2 Hg P3
	Cleaning	high pressure steam blasting		soap sud mist containing adhesions	HM / FFP1	P1
	Cleaning	degreasing		grease particles	HM / FFP2	P2
	Cleaning	disinfecting		organic vapors	HM	AB P2
	Cleaning	disinfecting with agents containing aldehydes		organic and inorganic vapors	HM	AB P2
	Cleaning	handling of petroleum ether or diluent for cellulose lacquers (solvent based)		solvent vapors	HM	A2
	Cleaning	with acids		acids	HM	ABE P2
		Construction	Casting, die casting	of concrete, cement (foundations)	concrete dust	HM / FFP2
Asbestos removal			asbestos	asbestos fibers	HM	P3
Grinding, cutting, drilling		on brickwork, concrete, stone and plaster		stone powder	HM / FFP2	P2 ²⁾
Grinding, cutting, drilling		of cement		dust particles	HM / FFP1	P1
Grinding, cutting, drilling		of knifing filler of filling material		dust particles	HM / FFP1	P1 ³⁾
Paving		tar		organic vapors, particles	HM	A1 P2/ A2 P2 ⁴⁾
Finishing		processing of glass fiber and mineral fiber, e.g. roof insulation		dust particles and fibers	HM / FFP2	P2
Finishing		plastering		fine plaster dust	HM / FFP2	P2
Finishing		sealing		organic vapors	HM	A1 P2/ ABE1 P2
Finishing		clinkering (glue)		organic vapors	HM	A1 P2 ⁵⁾
Finishing		roofing, tiling		tile and brick dust	HM / FFP2	P2
Preparation		excavation of contaminated soil		gases, solvents, dust particles	HM	ABE1 P2
Preparation	general demolition of brickwork, concrete, stone		dust particles	HM / FFP3	P3	

Business field	Task	Application	Containment	Mask type*	Filter*
Wood working	Paint removal	flame cleaning of old coats of paint	gases, vapors, smoke, fine particles	HM o. FM	ABEK P2
	Paint removal	stripping of old coats of paint using solvent based agents	solvent vapors	HM	ABEK P2 ⁵⁾
	Paint removal	stripping of old coats of paint with substances containing ammonia	solvent vapors, ammonia	HM	ABEK P2
	Paint removal	sanding, brushing off of old coats of paint, coatings	fine paint particles	HM / FFP2	P2
	Paint removal	sanding, brushing off of old coats of paint, coatings containing chromium	fine paint particles	VM / FFP3 ²⁾	P3
	Removal of adhesives	scraping off, sanding of adhesives such as polyester resin	fine particles	HM / FFP2	P2
	Gluing	using solvent based substances	solvent vapors	HM	A2
	Gluing	using solvent based substances (spray adhesives, e.g. polyester resin)	adhesive mist, solvent vapors	HM	A2 P2
	Gluing	with strong epoxy resin adhesive	vapors	HM	A2 P2
	Grinding, cutting, drilling	of wood	wood dust particles	HM / FFP2	P2
	Grinding, cutting, drilling	of beech wood and oak wood	wood dust particles	HM / FFP3	P3
	Metal working	Electroplating		possibly hydrocyanic acid	HM
Soldering			smoke particles	HM / FFP2	P2
Soldering		additionally with soldering paste	smoke particles, gases, possibly ammonia	HM	ABEK P2
Grinding, cutting, drilling		of rust	rust powder, metallic powder	HM / FFP1/2	P1 / P2
Grinding, cutting, drilling		of metals	metallic powder	HM / FFP2/3	P2 / P3
Grinding, cutting, drilling		of iron	metallic powder	HM / FFP1	P1
Grinding, cutting, drilling		of steel	metallic powder	HM / FFP1/2	P1 / P2
Grinding, cutting, drilling		of stainless steel (high alloy)	metallic powder	HM / FFP2/3	P2 / P3
Cutting		with laser beam	metallic powder	HM / FFP3	P3
Welding		of aluminium	aluminium oxide smoke, ozone	HM / FFP3	P3 / A P3 ⁴⁾
Welding		of motor vehicles	metallic smoke, ozone, Nox	HM	AB P2
Welding		manual arc welding using covered rod electrodes or laser beam welding	metallic powder, smoke	HM / FFP3	P3
Welding / rivetting		of construction steel and zinc	metallic powder, welding smoke	HM / FFP2	P2 / ABE1 P2 ⁴⁾
Welding / rivetting	of stainless steel (Thorium electrode)	metallic powder, metallic oxide smoke	VM / FFP3	P3 / ABE1 P3 ⁴⁾	
Paintwork	Grinding, cutting, drilling	of paint, lacquers and anticorrosion paint	fine paint particles	HM / FFP2	P2
	Grinding, cutting, drilling	of paint, lacquers and anticorrosion paint (containing chromium)	fine paint particles	VM / FFP3 ²⁾	P3



Business field	Task	Application	Containment	Mask type*	Filter*
	Paintwork	Grinding, cutting, drilling	of anti-fouling lacquers	fine paint particles	HM A1 P3
		Spraying, varnishing	with water soluble paint	fine paint mist	HM A1 P2
		Spraying, varnishing	with water soluble wood preservatives containing copper, chromium or arsenic	fine paint mist	VM / FFP3 ²⁾ P3
		Spraying, varnishing	with solvent based paint, synthetic lacquer and bleaching agents	solvent vapors and mist	HM A2 P2 ⁵⁾
		Spraying, varnishing	with latex paint	paint particles	HM / FFP2 P2
		Spraying, varnishin	of latex paint with the presence of residual solvents or odors	solvent vapors and paint particles	HM A2 P2
		Spraying, varnishing	of isocyanates (solvent based)	solvent vapors and paint particles	HM A2 P2
		Spraying, varnishing	with lacquers and wood preservatives	organic vapors	HM A1 P2 / A2 P2 ⁴⁾
		Painting	with water soluble paint	big drops and spots of paint, vapors	HM A1 / A1 P2
		Painting	with solvent based paint, lacquers and wood preservatives	solvent vapors	HM A1 / A1 P2 ⁵⁾
	Painting	with anti-fouling paint	solvent vapors	HM A1 / A1 P3	
Plastic manufacturing	Grinding, cutting, drilling	of plastics	plastic powder	HM / FFP2 P2 / AB P2 ⁷⁾	
Waste management	Sweeping	dust	dust particles	HM / FFP3 P3	
	General handling	waste sorting where odors, bacteria or spores are present	gases and dust particles	HM A P3	
	General handling	contact with mold/fungus spores	fungus spores	HM / FM / FFP2 P2 ⁵⁾	
Power plant	Filter exchange and revision		contaminated dust particles	HM / FFP3 P3	
	Farming	General handling	handling of liquid manure	gases and vapors	HM ABEK
		Spraying	of pesticides (aqueous solutions)	insecticides / pesticides	HM / FFP2 P2
		Spraying	of pesticides (organic, evaporating)	insecticides / pesticides	HM A1 P2
		Sweeping	of barn	dust particles	HM / FFP2 P2 Odour
		Usage/cleaning	of animal feeding systems	dust particles	HM / FFP2 P2 Odour
		Cleaning/draining	of chicken/pigs farm manure pits	ammonia, H ₂ S	HM ABE P2 ^{8) 9)}
Medical science	General handling	contact with bacteria	bacteria	HM / FFP2 P2	
	General handling	contact with viruses	viruses	FM / FFP3 P3	
Swimming pools	Cleaning		bacteria	HM / FFP2 P2	
	Cleaning	additionally water treatment with chlorine	bacteria and gases	FM AB2 P2	
Autobody	Repair	changing clutch and brake pads	fine dust, asbestos	HM P3	
	Contact	with diesel soot/smoke	sooty particles	HM / FFP3 P3	

¹⁾ observe exceptions

²⁾ dependent on the concentration of gaseous substances

³⁾ P2 if caustic

⁴⁾ depending on the concentration

⁵⁾ AX for low-boiling substances

⁶⁾ FM depending on the concentration

⁷⁾ AB, if gases might be produced

⁸⁾ FFP2 Odour for gases below OEL

⁹⁾ Ensure sufficient ventilation

in enclosed spaces!

* Remarks

This table is a guide to selecting the appropriate respiratory protection products.

This guide does not release the user from the obligation to comply with national application regulations and laws and is not a substitute for adhering to and understanding the product instruction manuals.

This brochure will give you a brief overview of the most important factors to consider when choosing filtering respiratory protection devices. This information can help you protect yourself against harmful substances in the air by selecting the appropriate masks and filters.

1. What must I consider when choosing a respirator?

The hazards in your environment must be known, as well as the work requirements and the external conditions. Additionally you must take into consideration the protection level required by your respirator – as well as the type and protection level of the necessary filter.

2. Please check the following before using filtering respiratory protection:

- Is there enough oxygen in the ambient air? (see your local legislative requirements – in Germany a minimum of 17 Vol.-% is required, but this can differ in other countries)
- What contaminants are in the ambient air?
- What are the concentrations of the contaminants?
- Are the contaminants in gas, particle, or vapour form?
Or are they a mixture?
- Do the contaminants have adequate warning properties (e.g. smell or taste?)
- What are the applicable Occupational Exposure Limits? (OEL)
- In addition to respiratory protection, is other personal protection equipment (e.g. eye or ear protection) required?

3. Which respirator should I choose?

It is necessary to answer all of the above questions (in 2.) to determine the needed protection factor. Table 1 gives you a brief overview of the nominal protection factors (NFP) for respiratory protective devices. The NFP is the highest permissible leakage level according to the approval requirements of the respective device. It indicates the mathematically calculated maximum protection performance. To evaluate the minimum required protection factor – you will need to know the concentration of the hazardous substance you are dealing with as well as the assigned Occupational Exposure Limit (OEL) of the substance. An OEL (like MAK, WEL or MAC) is the concentration of a specific airborne substance – averaged over a reference period, which shows no evidence to be threatening to ones health if exposed to it, at that concentration, on a daily basis.

Table 1: List of respiratory protective devices

Device	Marking	Nominal protection factors ¹⁾
Particle filtering devices		
Filtering facepiece	FFP1	4
	FFP2	12
	FFP3	50
Quarter / Half mask with filter	P1	4
	P2	12
	P3	48
Full face mask with filter	P1	5
	P2	16
	P3	1,000
PAPR with helmet or hood	TH1P	10
	TH2P	50
	TH3P	500
PAPR with quarter / half or full face mask (power on)	TM1P	20
	TM2P	200
	TM3P	2,000
Gas filtering devices		
Quarter / half mask with filter		50
Full face mask with filter		2,000

¹⁾ Values have been taken from the CEN Report 529. Additional national and local regulations must be followed. Keep in mind that the performance indicated by the nominal protection factor can only be achieved when the respiratory protective device is worn correctly and has been properly main-tained. Make sure you choose the size that fits best for your face. Also, a respirator should only be worn on cleanly shaven faces, as facial hair in the sealing area causes leakage.

Example: Determining the needed protection factor of your respirator

Contaminant:	Lead dust (particle protection is needed)
Concentration at the workplace:	3 mg/m ³
OEL (Occupational Exposure Limit):	0,1 mg/m ³
Minimum protection factor =	

$$\frac{\text{concentration of hazardous substance}}{\text{OEL}} = \frac{3}{0,1} = 30$$

You can see in table 1 that with a needed minimum protection factor of 30 for lead dust, you will need to use a P3-filter – either in the form of an FFP (filtering facepiece), or together with a half mask, a full face mask, or PAPR.

In the case where the contaminants are present in both particle and gas form, the nominal protection factor must be established for each one separately. For the selection of filtering devices, the higher protection factor must be applied. The concentration of gases is measured in ppm (parts per million = volume of the substance within 1 m³ of air) or mg/m³ (= weight of the substance within 1 m³ of air) and the concentration of particles (dust) only in mg/m³. While mg/m³ deals with weight and ppm with volume, there is no direct calculation for mg/m³ to ppm. Higher concentrations are often indicated in % by volume, 10,000 ppm = 1 Vol.-%.

4. What is the maximum concentration of the contaminant for which I can use respiratory protection?

You can determine the maximum permissible concentration by multiplying the nominal protection factor (as found in table 1) by the Occupational Exposure Limit (OEL).

$$\text{Maximum permissible concentration} = \frac{\text{nominal protection factor} \times \text{OEL}}{\text{nominal protection factor} \times \text{OEL}}$$

Example: Determining the maximum permissible concentration ²⁾

Contaminant: Chlorine
 OEL: 0.5 ppm (Occupational Exposure Limit)
 Respirator: Full Face Mask (Nominal protection factor of full face mask with gas cartridge: 2,000)

$$\text{Nominal Protection} = \frac{\text{Maximum permissible concentration}}{\text{Factor} \times \text{OEL}}$$

$$2,000 \times 0.5 = 1,000 \text{ ppm or } 0.1 \text{ Vol.-% Chlorine}$$

As you see, the maximum permissible concentration for chlorine is 1,000 ppm or 0.1 Vol.-%.

²⁾ Values and terms of calculation have been taken from the CEN Report 529. Additional national and local regulations must be followed. Values of OEL base on MAK according to German regulations and thereof time-weighted average values over a reference period and not any short term exposure limits.











5. How to select the right filter?

Contaminants come in different forms – generally: aerosols (solids/ particles) and gases (gases, vapours). You can choose between the filter types to protect against one of these forms or a combination of both of them.

- Solids / particles: Dusts, fibres, fumes, microorganisms (e.g. viruses, bacteria, fungi, spores) and mists
- Gaseous substances: Gases and vapours

The following table shows you the color coding of filters according to EN14387 – which helps you to determine which filter-type is needed for the contaminants you are dealing with.

Table 2: Colour-Coding for Filters

Colour code	Filter type	Contaminants present
	AX ³⁾	Gases and vapours of organic compounds with boiling point ≤ 65 °C
	A	Gases and vapours of organic compounds with boiling point > 65 °C
	B	Inorganic gases and vapours, e.g. chlorine, hydrogen sulphide, hydrogen cyanide
	E	Sulphur dioxide, hydrogen chloride
	K	Ammonia and organic Ammonia derivatives
	CO ⁴⁾	Carbon monoxide
	Hg ⁵⁾	Mercury vapour
	NO ⁶⁾	Nitrous Gases including nitrogen monoxide
	Reactor ⁷⁾	Radioactive iodine including radioactive methyl iodide
	P	Particles

³⁾ AX filters may only be used as supplied from factory. Reuse and use against gas-compounds is absolutely impermissible.

⁴⁾ CO filters for one time use only. Must be disposed after use. Special guidelines according to local regulations apply.

⁵⁾ Hg Filters can only be used for a maximum of 50 hours according to EN 14387.

⁶⁾ NO filters for one time use only. Must be disposed after use.

⁷⁾ Reactor filters: special guidelines according to local regulations apply.

Differentiation of filter types

Filters are split in different classes according to their capacity (gas filters) or their efficiency (particle filters), see table 3. Gas filters of class 2 may be used at higher concentrations or for a longer time than class 1 filters. The class of a particle filter indicates how efficient the filter is in filtering out particles. (class 1: 80 %, class 2: 94 %, class 3: 99.95 %).

Table 3: Differentiation of filter types

Filter type	Filter class	Protection against	Maximum permissible concentration of toxic substance
Gas filter		Gases and vapours	
		Capacity:	50 times the OEL with half masks / 2,000 times the OEL with full face masks, but maximal:
	1	Small	0.1 Vol.-% (1,000 ppm) ⁸⁾
	2	Medium	0.5 Vol.-% (5,000 ppm) ⁹⁾
	3	Large	1.0 Vol.-% (10,000 ppm) ⁸⁾
Particle filter		Particles	
		Efficiency (separation ability):	
	1	Small	4 times the OEL with half masks / 5 times the OEL with full face masks ¹⁰⁾
	2	Medium	12 times the OEL with half masks / 16 times the OEL with full face masks ¹⁰⁾
	3	Large	48 times the OEL with half masks / 1,000 times the OEL with full face masks ¹⁰⁾
<p>Example: Lead dust OEL = 0.1 mg/m³ $4 \times 0.1 \text{ mg/m}^3 = 0.4 \text{ mg/m}^3 = \text{maximum permissible concentration of lead dust for the usage of P1-filter with half masks.}$</p>			
Combined filter		Gases, vapours and particles	
	1-P2	Appropriate	Appropriate
	2-P2	combined gas	combined levels
	1-P3	and particulate	
	2-P3	filters	

⁸⁾ Values taken from the European Norm EN 14387

⁹⁾ Values taken from the European Norm EN 12941 and 12942

¹⁰⁾ Values taken from the CEN Report 529

Additional national and local regulations must be followed.

Example Filter Types:



A filter with the above mentioned colour code is suitable for the following contaminants:

- A** gases and vapours of organic compounds with a boiling point beyond 65 °C up to concentrations covered by filter class 2 and
- B** inorganic gases and vapours, e.g. chlorine, hydrogensulphide, hydrogen cyanide, up to concentrations covered by filter class 2 and
- P** particles up to concentrations covered by filter class 3.

6. When using filtering respiratory protection, always keep the following in mind:

Never use any kind of filtering respiratory protection device ...

- in oxygen deficient atmospheres (see local legislation for further guidelines, e.g. in Germany less than 17 Vol.-% O₂)
- in poorly ventilated areas or confined spaces, such as tanks, small rooms, tunnels, or vessels
- in atmospheres where the concentrations of the toxic contaminants are unknown or are immediately dangerous to life or health (IDLH)
- when the concentration of a contaminant is higher than the maximum permissible concentration and/or the filter class capacity
- when the contaminant has poor or no warning properties (smell, taste or irritation), such as aniline, benzene, carbon monoxide, and ozone

Immediately leave the area if ...

- breathing resistance increases noticeably
- you began to feel dizzy
- you smell, taste, or become irritated by the contaminant
- your respirator is damaged

Make sure that ...

- the selected respirator fits properly
- if both gases and particles are present, that you use a combination filter, to filter out both gases and particles

7. How long does a filter last?

The service life of a respiratory filter depends on its size and on the conditions of use.

Factors affecting service life:

- concentration of the contaminants
- combination of the contaminants
- air humidity
- temperature
- duration of use
- breathing rate of the user

Since the service life is influenced by so many different factors it is not possible to give an estimated service life. Important is:

- local/company regulations

The end of service life is generally recognizable by:

- in gas filters by a noticeable taste or smell of the contaminant
- in particle filters by an increased breathing resistance
- in combination filters a noticeable taste or smell and/or an increased breathing resistance

Table 4: Examples of contaminants, their OEL's (here: AGWs, valid for Germany) and filter recommendations

This is only a small choice of contaminants as example. For more information and a wide choice of contaminants please try our Dräger VOICE filter selection program on the internet (www.draeger.com/voice).

Contaminant	OEL		Filter type	Colour code
	ppm	mg/m ³		
A				
Acetic acid	10	25	B [E] P2	
Acetone	500	1,200	AX	
Ammonia	50	35	K	
Asbestos	carcinogen (cat. 1)		P3	
B				
Benzene	carcinogen (cat. 1)		A	
Buta-1,3-diene	carcinogen (cat. 1)		AX (P3)	
C				
Carbon monoxide	30	35	CO	
Chlorine	0.5	1.5	B (P3)	
Cyclohexane	200	700	A (P2)	
D				
DDT	-	1	A (P3)	
Dimethyl ether	1,000	1,900	AX (P3)	
E				
Ethanol	1,000	1,900	A (P2)	
Ethyl acetate	400	1,500	A (P2)	
F				
Formaldehyde	0.3	0.37	B (P3)	
H				
n-Hexane	50	180	A (P2)	
Hydrochloric acid, fuming (37 %)	-	-	B [E] P2	
Hydrogen chloride	-	8	B [E] P2	
Hydrogen cyanide	10	11	B (P3)	
Hydrogen fluoride	3	2.5	B [E] (P3)	
Hydrogen peroxide	1	1.4	CO[NO]P3	
Hydrogen Sulfide	10	14	B (P3)	
I				
Isooctane	-	-	A (P2)	

Contaminant	OEL		Filter type	Colour code
	ppm	mg/m ³		
L				
Lindane	-	0.5	A (P3)	
M				
Mercury	0.01	0.1	Hg (P3)	
Methanol	200	270	AX (P3)	
4-Methyl-2-pentanone	20	83	A (P2)	
Mineral wool fibers	-	-	P3	
N				
Nitrous fumes	-	-	NO (P3)	
O				
Ozone	carcinogen (cat. 3B)		NO (P3)	
P				
n-Pentane	1,000	3,000	AX (P3)	
Phosgene	0.02	0.08	B (P3)	
S				
Sulphur dioxide	0.5	1.3	E (P3)	
T				
Toluene	50	190	A (P2)	
V				
Vinyl chloride	2	5	AX (P3)	
X				
Xylene, all isomers	100	440	A (P2)	

Please note:

e.g. **A (P2)**: Gas filter is required (e.g. A); if the substance is also present in particulate matter or particles occur, a combined filter is required (e.g. A P2).

e.g. **B [E] P2**: **B P2** filter is required; alternatively, an E filter can be used instead of the B filter.

No responsibility is taken for the correctness of this information. Please check your local regulations.